

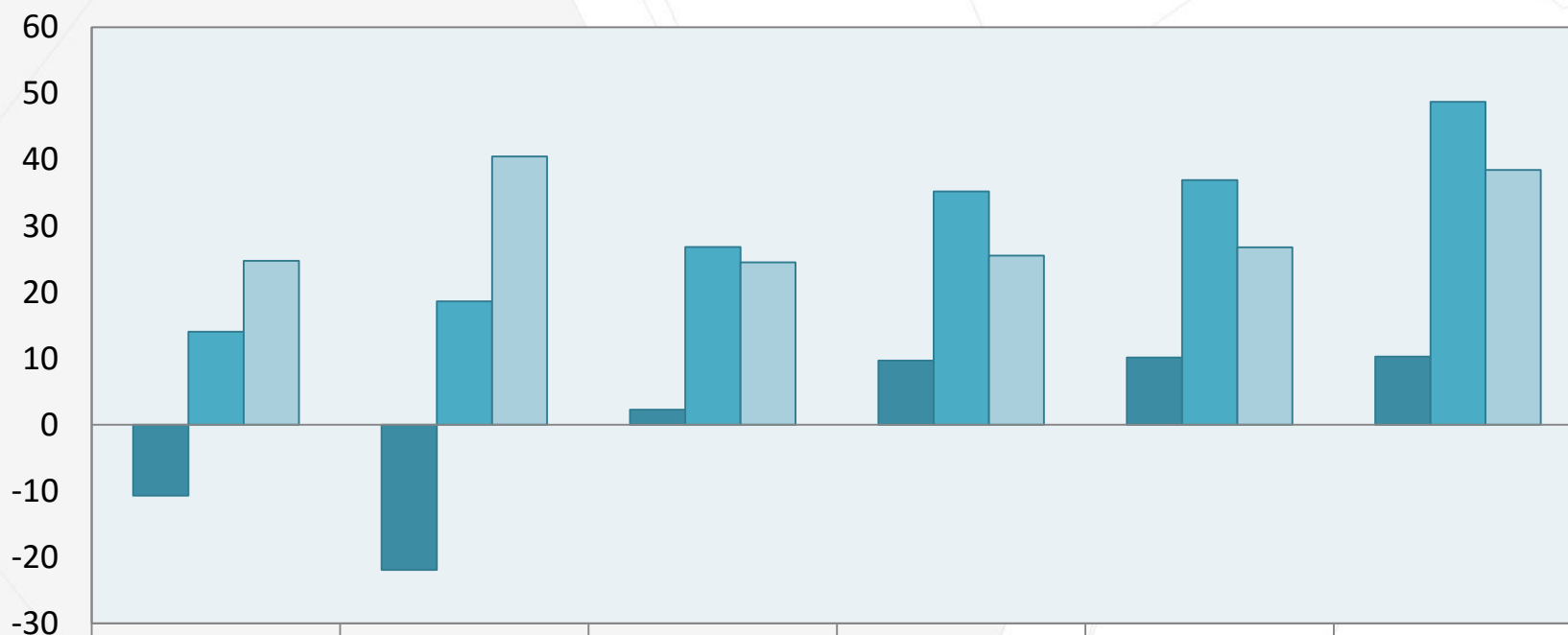
# LITHUANIAN-JAPANESE FOREIGN TRADE OVERVIEW

Thomas Notten  
Analyst  
Enterprise Lithuania  
April 27, 2016

# Market shares

	2013		2014		2015	
	Share, %	Rank	Share, %	Rank	Share, %	Rank
<b>Goods</b>						
Share of Japan in total exports of goods	0.14 %	42	0.15 %	42	0.21%	38
Share of Japan in domestically produced exports of goods	0.23 %	38	0.25 %	36	0.34%	33
Share of Japan in re-exports of goods	0.02 %	59	0.02 %	54	0.03%	58
Share of Japan in imports of goods	0.10 %	39	0.10 %	39	0.15%	41
<b>Services</b>						
Share of Japan in exports of services	0.12 %	44	0.11 %	45	...	...
Share of Japan in imports of services	0.07 %	53	0.10 %	44	...	...

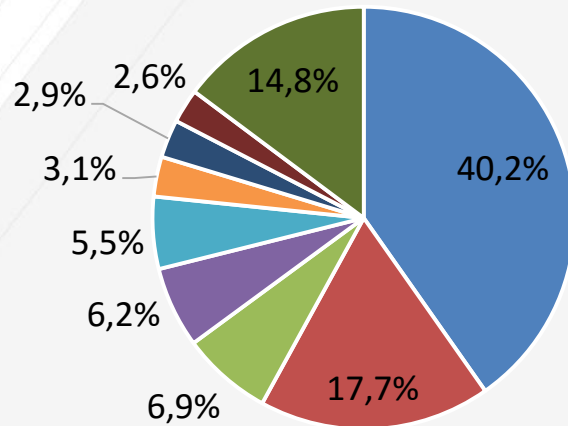
# Merchandise trade balance with Japan, million EUR



	2010	2011	2012	2013	2014	2015
Balance	- 10,7	- 21,9	2,3	9,7	10,1	10,3
Exports	14,1	18,6	26,8	35,2	36,9	48,7
Imports	24,8	40,5	24,5	25,6	26,8	38,5

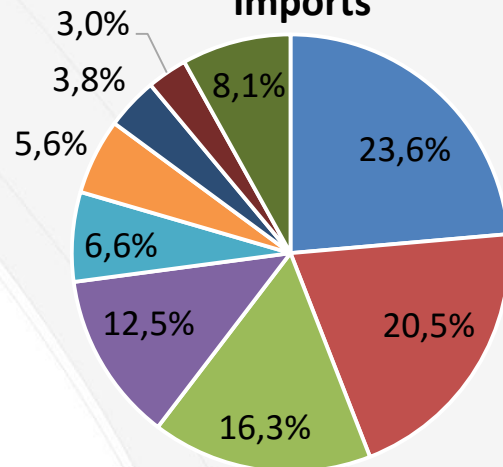
# Structure of Lithuanian bilateral trade with Japan in 2015

## Exports



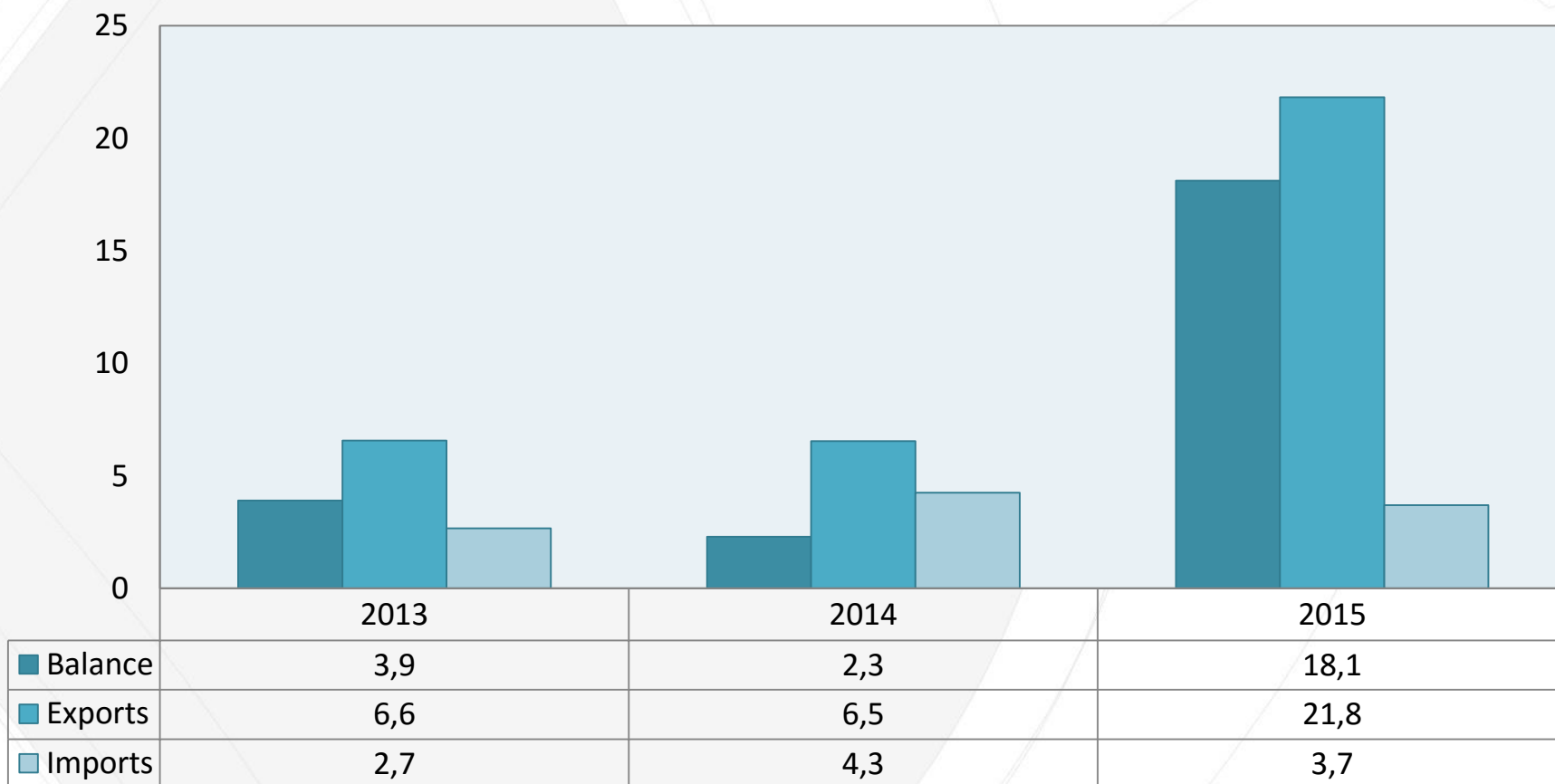
- Tobacco
- Optical, measuring, medical or surgical instruments
- Furniture
- Dairy products
- Preparations of meat or fish
- Other made - up textile articles
- Articles of apparel and clothing accessories, not knitted or crocheted
- Wood and articles of wood
- Other goods

## Imports

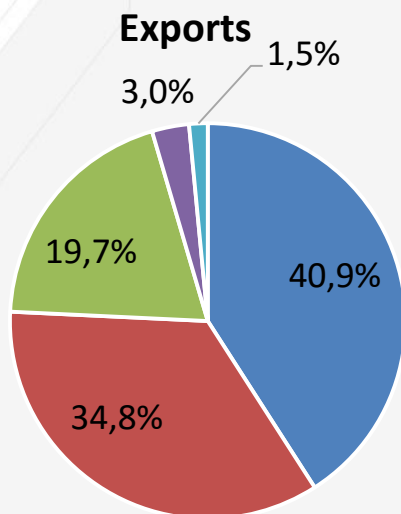


- Machinery, mechanical appliances and parts thereof
- Plastics and articles thereof
- Transport equipment and parts and accessories thereof
- Man - made staple fibres
- Electrical machinery, equipment and parts thereof
- Rubber and articles thereof
- Optical, measuring, medical or surgical instruments
- Toys and games and parts and accessories thereof
- Other goods

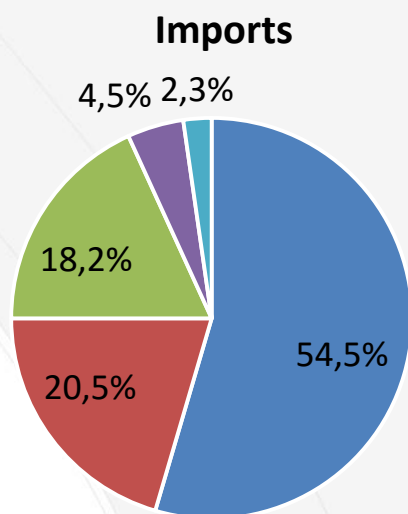
# Services trade balance with Japan, million EUR



# Structure of trade in services with Japan in 2014



- Manufacturing services on physical inputs owned by others
- Transport services
- Government services
- Travel services
- Other business services

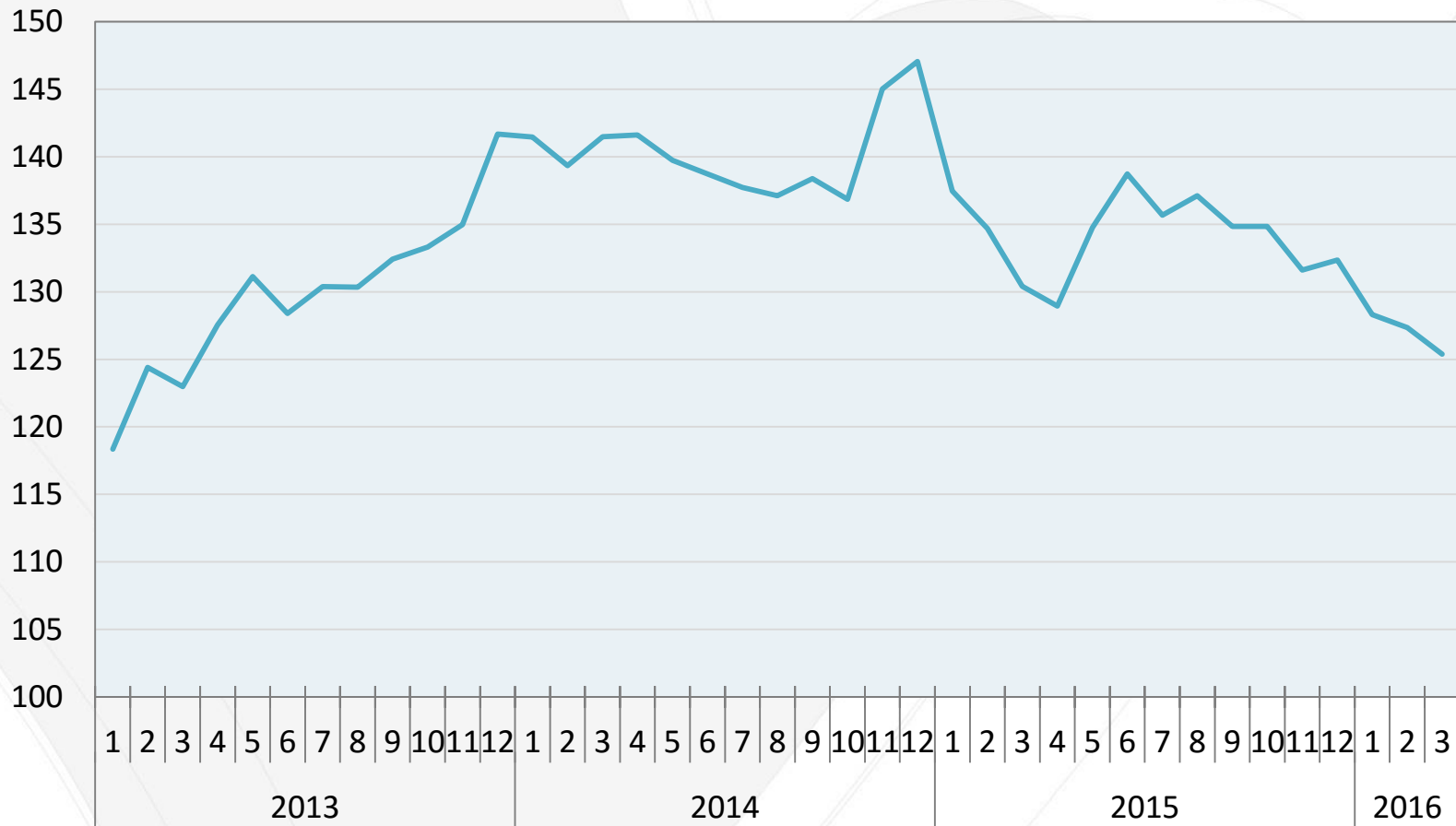


- Transport services
- Other business services
- Government services
- Travel services
- Charges for the use of intellectual property

# Exchange rate

- Comparing March 2016 with March 2015, the Euro depreciated 3.8 percent against the Japanese Yen.

Japanese Yen/Euro exchange rate



[www.enterpriselithuania.com](http://www.enterpriselithuania.com)



Email: [analitikai@enterpriselithuania.com](mailto:analitikai@enterpriselithuania.com)